

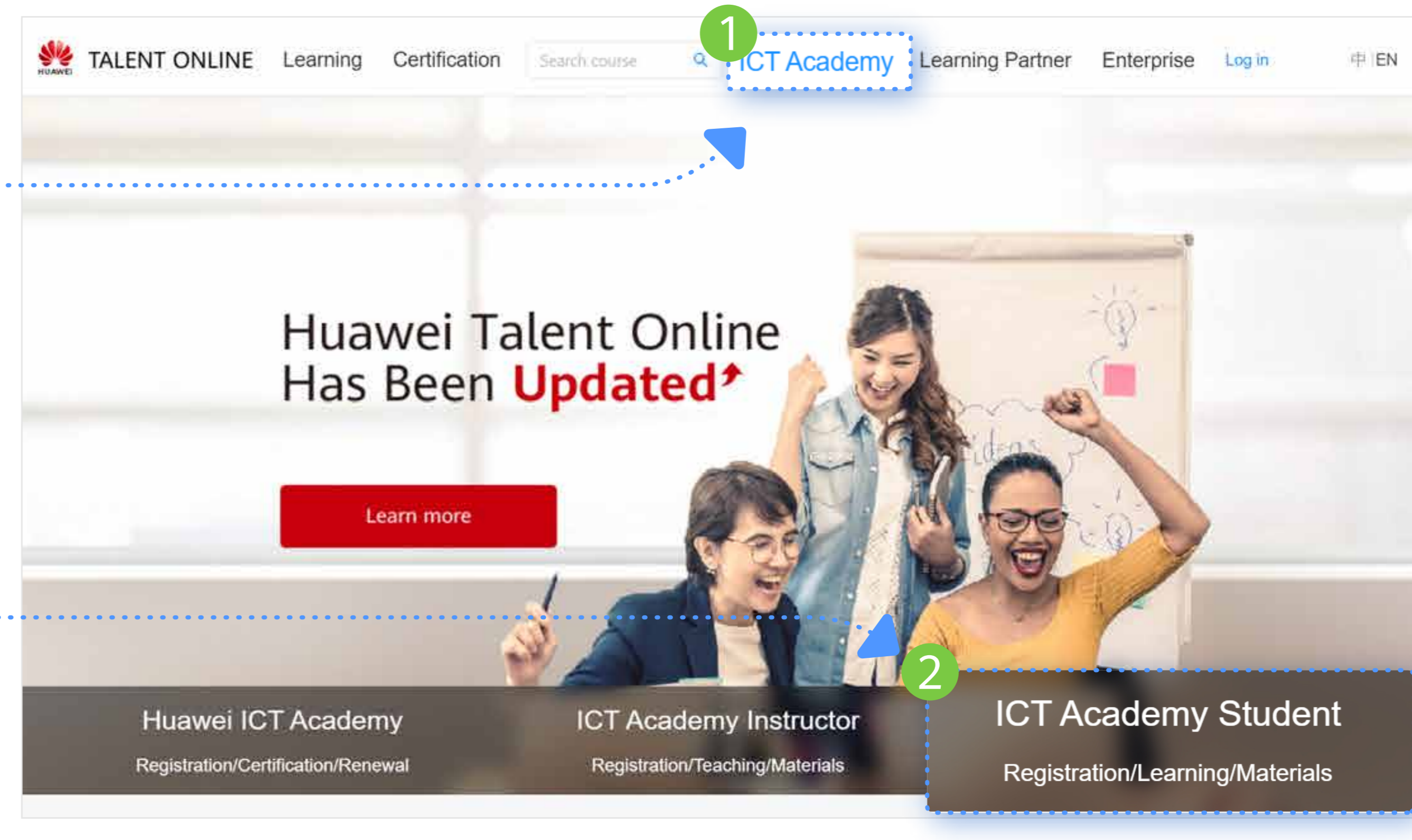
Register-Huawei ICT Academy Student Operation Guide

1 ICT Academy Homepage

Click the link below:
<https://e.huawei.com/cn/talent/#/ict-academy/home>

Click or Copy

On the page of ICT Academy:
 Click the button - Become ICT Academy Student, then perform the following steps.



2 Become a Student

1 Create a Huawei Account
 If you do not have a Huawei account, [click here](#) to create an account.
 If you already have an account, [click here](#) to log in.
 * The Huawei account is your Huawei user account. After association with an academy, you can use this account for teaching management. Please keep your account and password confidential.

2 Associate with an Academy
 If you have logged in, [click here](#) to submit an association application.
 The application will be sent to your ICT Academy administrator for approval.

3 View Approval Progress
 After submission, you can [click here](#) to view the approval progress and remind the administrator to approve the application. After the association approval, you can click your profile image and go to **My Classes**, then enter the class invitation code you received to join the class.
 * The class invitation code is a string of digits and letters generated by the system when your instructor starts the class. It is used for verification when you join the class.

Perform steps 1 to 3. After submitting the association application, wait for the ICT academy admin to approve. You can view the approval progress through the quick entry.

Note: You need to register a Huawei account and login before performing subsequent operations.

3 Associate to ICT Academy

1 Click "+"

2 In My Academy, select the university or college to be associated.

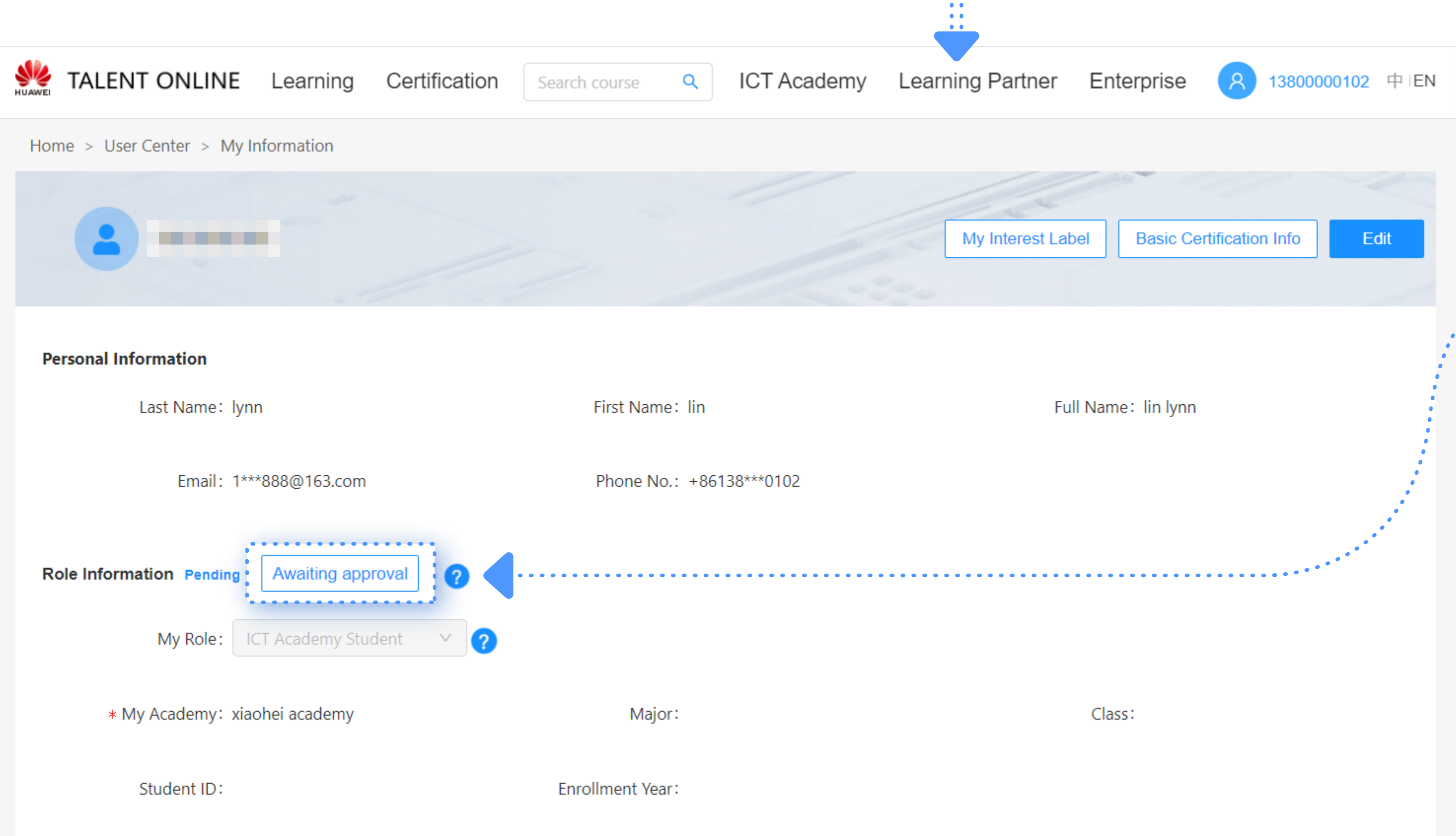
3 Click Save.

Select ICT Academy Student.

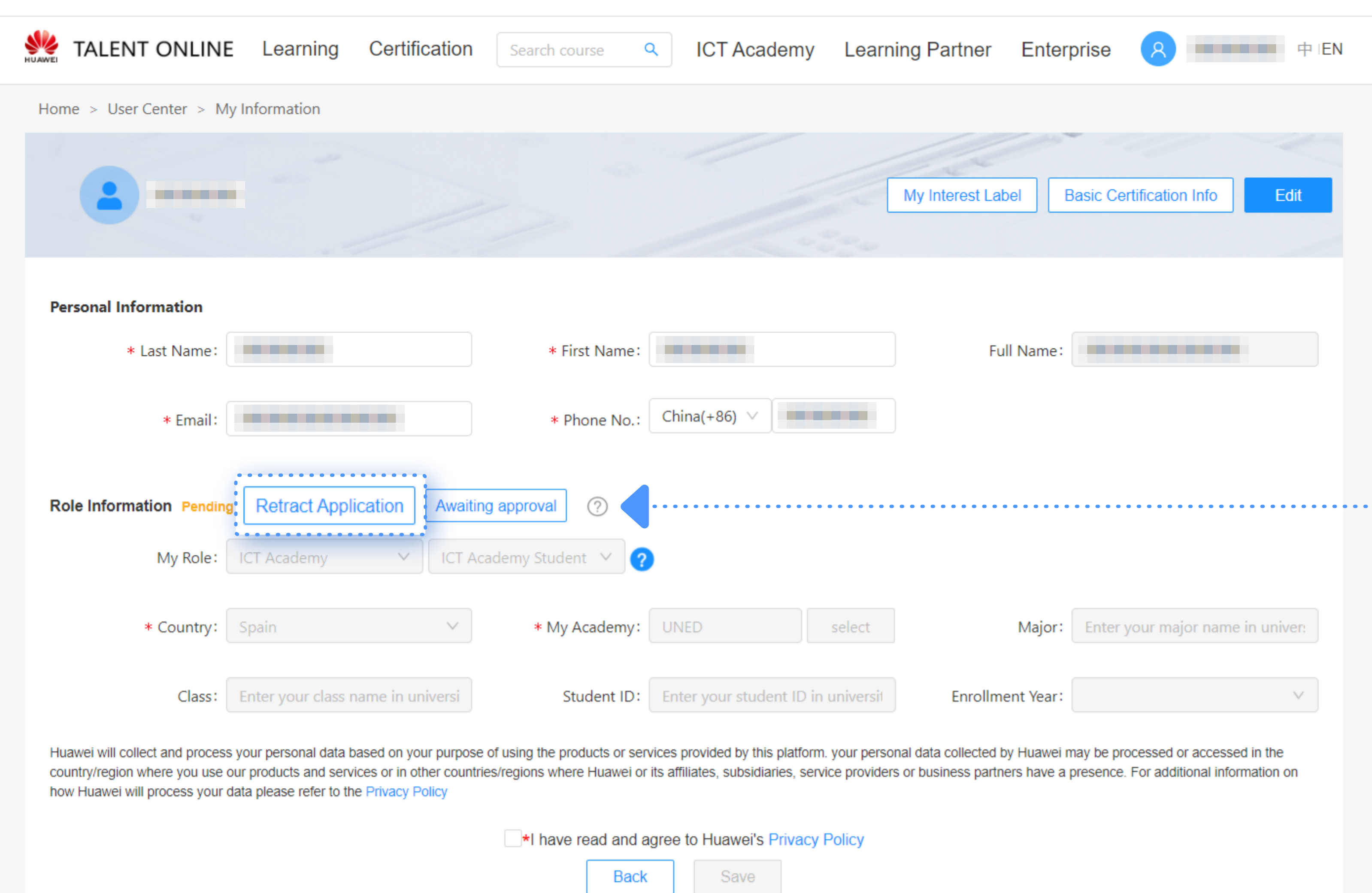
During the review process, you can urge approval every 24 hours on the personal information page.

The association application has been submitted but has not been approved by the academy administrator. To retract the application or select another academy, please click the button to retract the application.

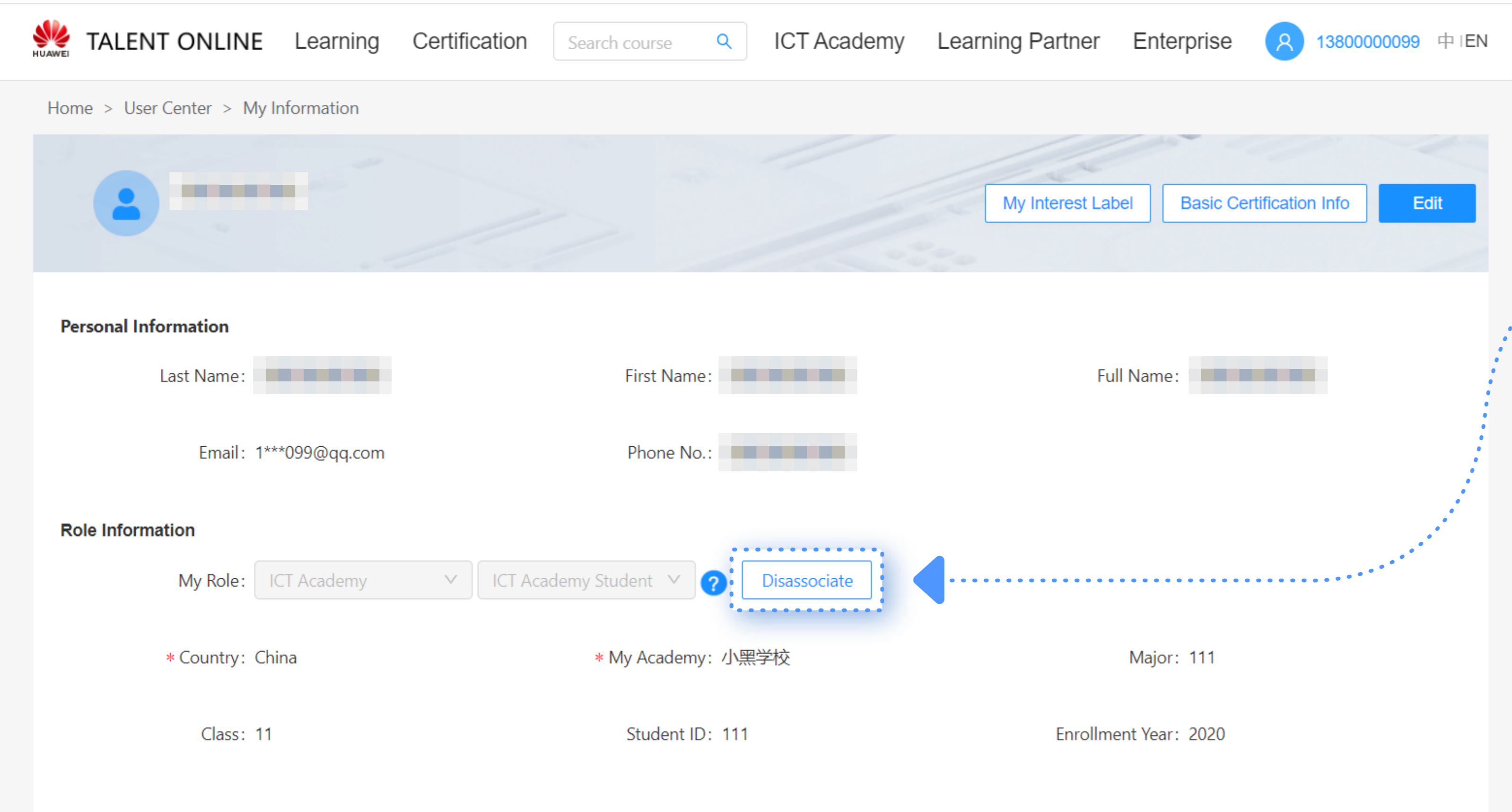
If you want to disassociate your role, please click the button Disassociate. After disassociating, you will lose all permissions of the role. If you want to associate with an ICT Academy again, log in again and click the association button to select



During the review process, you can urge approval every 24 hours on the personal information page.



The association application has been submitted but has not been approved by the academy administrator. To retract the application or select another academy, please click the button to retract the application.



If you want to disassociate your role, please click the button Disassociate. After disassociating, you will lose all permissions of the role. If you want to associate with an ICT Academy again, log in again and click the association button to select

